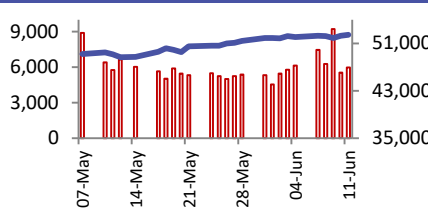
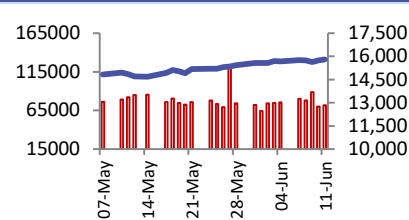


### BSE



Open	52477
High	52642
Low	52389
Close	52475
Change	174
Volume (Lacs)	12036
Turnover (Rs.inCr)	5964

### NSE



Open	15796
High	15836
Low	15750
Close	15799
Change	62
Volume(Lacs)	46798
Turnover (Rs.in Cr)	71751

World Markets	Current	Previous	Pt. Chg	Var(%)
Dow	34480	34466	13	0.0%
Dow Futures	34387	34357	30	0.1%
Nasdaq	14069	14020	49	0.4%
FTSE	7134	7088	46	0.6%
Nikkei	29107	28949	159	0.5%
Hang Seng	28842	28842	Closed	Closed
SGX CNX Nifty	15763	15823	-60	-0.4%
Straits Singapore	3155	3158	-2	-0.1%
South Korea	3248	3249	-1	0.0%
Taiwan	17214	17214	Closed	Closed
Shanghai	3590	3590	Closed	Closed

Commodity Prices	Current	Previous	Pt. Chg	Var(%)
Copper (\$/MT)	10004	9890	113.5	1.1%
Alumin (\$/MT)	2465	2476	-11.5	-0.5%
Zinc (\$/MT)	3045	2995	49.5	1.7%
Brent Crude (\$/bbl)	73.0	72.7	0.3	0.4%
Gold (\$/Ounce)	1866	1878	-11.8	-0.6%
Silver (\$/Ounce)	27.8	27.9	-0.1	-0.4%
Light Crude (\$/bbl)	71.2	70.9	0.3	0.4%
N G (\$/mmbtu)	3.3	3.3	0.0	-0.1%
Sugar (\$/MT)	451.3	454.7	-3.4	-0.7%
Rubber (Rs./kg)	170.0	170.0	0.0	0.0%
Baltic Dry Index	2857	2669	188.0	7.0%

Currency Exchange Rate	Current	Previous	Var(%)
Rs./\$ rate	73.08	73.06	0.02%
Rs./ Euro	88.82	88.88	-0.07%
Rs./Chinese Yuan	11.42	11.43	-0.07%
Yen /\$ rate	109.74	109.66	0.07%
\$ US/Euro	1.21	1.21	-0.05%

Dollar Index	Current	Previous	Var(%)
Dollar Index	90.53	90.56	-0.03%

Support/ Resistance Levels for Today		
	Nifty	Bank Nifty Fut
Support 1	15720	34900
Support 2	15640	34600
Resistance	15900	35500

Securities in Ban For Trade	
BHEL	NATIONALUM
CANBK	SUNTV
IBULHSGFIN	

### Market Review

**US:** U.S. stocks closed higher Friday, booking weekly gains with support from data confirming an economic recovery from the coronavirus pandemic, despite inflation running at its highest annual rate in about 13years.

**Asia:** Asian stocks were mixed Monday in holiday-thinned trading as investors prepared for a key Federal Reserve meeting later in the week.

**India:** The Sensex closed at 52,474.76, up 174.29 points, or 0.33% ,while the Nifty was at 15,799.35, up 61.60 points, or 0.39%. Auto, IT, metal and pharma stocks led Nifty gains. Among broader indices, BSE midcap and smallcap indices closed 0.14% and 0.40% higher, respectively. **Market is expected to open gap down and likely to witness profit booking during the day.**

**Global Economy:** Mexican industrial output fell m-o-m for the first time in 11 months in April, even as activity rose by a record margin from the previous year thanks to a rebound from a pandemic-induced contraction in 2020. Compared with March, industrial output dropped 0.2% in seasonally adjusted terms as expansion in the mining sector was offset by declines in manufacturing, construction and energy.

Britain's recovery from the COVID-19 pandemic sped up in April as lockdown measures eased, with the fastest monthly growth since July leaving output a record 27.6% higher than a year earlier, when the virus was rampant and lockdown tightest. Economic output rose by 2.3% month-on-month in April, marking the fastest growth since July, and slightly above the Reuters poll consensus for a 2.2% increase.

Vehicle sales in China fell 3% in May from the same month a year earlier, snapping a streak of 13 consecutive months of gains since April 2020. Overall sales in the world's biggest car market totaled 2.13 million vehicles in May.

**Commodities:** Oil prices held near multi-year highs on Monday, underpinned by an improved outlook for demand as increased COVID-19 vaccinations help lift travel curbs.

Gold prices fell to a more than one-week low on Monday, weighed down by a stronger dollar as focus turns to the Federal Reserve policy meeting this week with recent spikes in U.S. consumer prices seen as a temporary blip.

**Currency:** The U.S. dollar held steady against major currencies on Monday, after posting its biggest weekly gain in more than a month, as traders closed short positions ahead of a Federal Reserve policy meeting this week.

## FII Derivative Transactions (Rs. Cr)

Contracts	Purchase		Sell		Net Value	Open Interest (OI)		OI (Previous day)		Change	
	Contract	Value	Contract	Value		Contract	Value	Contract	Value	Contract	Value
Index Future	24599	2566	26251	2687	-121	114858	12902	118958	13340	-4100	-438
Index Option	2171415	213238	2177976	213894	-656	866169	90562	670454	71993	195715	18569
Stock Future	155518	12893	154305	12709	184	1402034	113262	1391237	111968	10797	1294
Stock Option	254193	21062	255073	21135	-73	330600	25970	314792	24551	15808	1419
<b>Total</b>	<b>2605725</b>	<b>249759</b>	<b>2613605</b>	<b>250425</b>	<b>-666</b>	<b>2713661</b>	<b>242696</b>	<b>2495441</b>	<b>221852</b>	<b>218220</b>	<b>20844</b>

FII All Activity-BBG (Rs Cr)	Buy	Sell	Net
4-Jun-21	7723	6209	1514
7-Jun-21	7067	6906	161
8-Jun-21	9826	5987	3839
9-Jun-21	7058	6460	598
10-Jun-21	7695	6253	1442
<b>Month to date-June</b>	<b>63736</b>	<b>53379</b>	<b>10357</b>
FII (Prov.) (Rs Cr)	Buy	Sell	Net
7-Jun-21	6811	6998	(186)
8-Jun-21	7647	6224	1423
9-Jun-21	7647	6224	1423
10-Jun-21	7448	6118	1330
11-Jun-21	5161	5143	19
<b>Month to date-June</b>	<b>65740</b>	<b>58683</b>	<b>7057</b>
DII (Prov.) (Rs. Cr)	Buy	Sell	Net
7-Jun-21	5644	4660	984
8-Jun-21	3936	5563	(1627)
9-Jun-21	3936	5563	(1627)
10-Jun-21	4282	4857	(575)
11-Jun-21	5213	4546	666
<b>Month to date-June</b>	<b>40642</b>	<b>43802</b>	<b>(3161)</b>
FII Debt - BBG (Rs. Cr)	Buy	Sell	Net
4-Jun-21	841	1460	(619)
7-Jun-21	79	525	(446)
8-Jun-21	658	899	(241)
9-Jun-21	224	2319	(2095)
10-Jun-21	3214	2163	1051
<b>Month to date-June</b>	<b>7565</b>	<b>9358</b>	<b>(1793)</b>

Market Breadth	BSE		NSE	
	No.	%	No.	%
Advance	1731	52%	1043	51%
Decline	1465	44%	959	47%
Unchanged	130	4%	53	3%

Market Turnover	11-Jun	10-Jun	Var (%)
BSE Cash	5964	5543	8%
NSE Cash	71751	69892	3%
NSE Futures	88115	86336	2%
NSE Options	2235302	8260383	-73%
Total (Rs.Cr)	2401133	8422155	-71%

Volatility Index	11-Jun	10-Jun
Volatility Index	14.10	15.00

Index PE - TTM	11-Jun	Yr. High	Yr. Low
Sensex	32.2	36.2	21.8
Nifty	29.3	42.0	25.1

## Corporate News

**DLF targets 30 pc growth in sales bookings to Rs 4,000 cr during FY22; to launch 8 mn sq ft area**

DLF aims a 30 % jump in its sales bookings to Rs 4,000 crore this fiscal, as the company expects a rise in housing demand despite the COVID-19 pandemic. The company will launch various projects, comprising 8 million square feet of saleable area, to tap this growing demand for residential properties, especially those built by trusted developers. (ET)

**Saint-Gobain eyes up to Rs 1,000 crore revenue from housing solutions business in 3 to 5 years**

Saint-Gobain India, which has entered into the B2C segment in the housing solutions business, is looking at a revenue in the range of Rs 750 crore to Rs 1,000 crore in three to five years. The company expects the housing solutions segment to be a Rs 15,000 to 20,000 crore market in around five years and to have a minimum of 5 per cent market share, said B Santhanam, Saint-Gobain CEO (APAC and India), Chairman and MD Saint-Gobain India. (ET)

**ITC to expand Welcomhotel brand to 25 hotels**

The Rs 45,000 crore hospitality arm of ITC, said it was planning to increase the number of properties under the brand Welcomhotel to 25 in a year's time from 19 now. (ET)

**ZEE to launch OTT service ZEE5 in America on June 22**

ZEE is set to launch its video streaming service, ZEE5, in the US market on June 22. While the service was launched in Indian three years back, ZEE had to wait for the US launch as its existing distribution contract with US pay-TV operator Dish Network didn't allow the broadcaster to launch a digital offering till March 2021. (MC)

**Lupin gets USFDA's warning letter for its Somerset facility in US**

Lupin said it had received a warning letter from the USFDA for the company's Somerset facility in New Jersey. (MC)

**Reliance Power board approves fundraising up to Rs 1,325 crore through preferential issue**

Reliance Power Limited has approved the plan to raise funds up to Rs 1,325 crore through preferential issue of equity shares. The Board of Directors of Reliance Power Limited at its meeting held has approved preferential issue of up to 59.5 crore equity shares and up to 73 crore warrants convertible into equivalent number of equity shares of the company at an issue price of Rs 10 each by conversion of debt, aggregating up to Rs 1,325 crore to Reliance Infrastructure, a listed promoter company (MC)

Top 5 Nifty Gainers	11-Jun	10-Jun	Var(%)
TATASTEEL	1158	1114	3.9%
COALINDIA	163	157	3.9%
JSWSTEEL	731	706	3.6%
DRREDDY	5453	5292	3.0%
HINDALCO	393	385	2.0%
Top 5 Nifty Losers	11-Jun	10-Jun	Var(%)
LT	1503	1520	-1.1%
HDFCLIFE	683	689	-1.0%
SBILIFE	988	998	-0.9%
INDUSINDBK	1015	1024	-0.9%
DIVISLAB	4335	4373	-0.9%

BSE Index Watch	Last	1 day	1 wk	1 mth	1 yr
SENSEX	52,475	0.3%	0.7%	7.7%	55.3%
MIDCAP	22,928	0.1%	1.8%	11.8%	82.0%
SMLCAP	25,116	0.4%	3.5%	13.1%	112.0%
AUTO	24,109	0.5%	0.3%	9.4%	62.4%
BANKEKX	39,731	-0.4%	-0.8%	8.6%	69.1%
Capital Goods	22,918	-0.7%	-1.6%	7.4%	82.1%
FMCG	13,298	-0.3%	1.6%	2.4%	22.1%
Health Care	25,466	0.9%	2.9%	5.7%	57.9%
IT	28,697	1.5%	4.5%	9.8%	99.7%
METAL	19,426	3.2%	2.0%	3.5%	172.9%
Oil & Gas	17,135	0.1%	0.1%	10.0%	36.8%
Power	3,025	0.0%	4.8%	14.4%	95.9%
Realty	2,848	-1.1%	1.1%	19.2%	79.5%

NSE USD Futures	11-Jun	10-Jun	Var (%)
June Expiry (Rs./\$)	73.20	73.20	0.0%
July Expiry (Rs./\$)	73.47	73.44	0.0%
Total Turnover (Rs. Crore)	17079	16691	2%

Sectors	TTM PE
Auto	41.70
Auto Ancillary	75.55
Banking	25.04
Engineering	32.08
Cement	33.86
Diamonds & Jewellery	115.38
Housing Finance	29.38
Infrastructure & Const	34.62
Metals-Aluminium	24.23
Metal – Steel	11.74
Oil Expl.	45.28
Pharma	37.89
Power – Gen. Supp.	22.81
Information Tech.	33.26
Sugar	10.55
Telecom Serv. Prov.	24.99
Tyres	25.45

## Economy News

### Base effect drives up IIP growth in April

The index of industrial production (IIP) hit 126.6 in April, marking a 134.4% surge from a year before, driven primarily by a favourable base. A Covid-induced lockdown in April 2020 had substantially hampered industrial production (IIP had crashed by 57.3%). The government released only the index readings for April on Friday, without announcing the growth rates, as comparisons with April 2020 data are fraught with risks of erroneous interpretations. The government also revised up IIP growth to 24.1% for March from 22.4% reported earlier and to -0.6% for January from -0.9%. Moreover, the latest index readings for capital goods, consumer durables and infrastructure goods were lower than the April 2019 levels, but those for consumer non-durables, primary goods and intermediate goods remained higher. (FE)

### Forex reserves cross USD 600 bn mark for first time

The country's foreign exchange reserves crossed the USD 600 billion mark for the first time after increasing by USD 6.842 billion in the week ended June 4. The reserves surged to a record USD 605.008 billion in the reporting week, helped by a rise in foreign currency assets (FCA), a major component of the overall reserves. In the reporting week, FCA jumped by USD 7.362 billion to USD 560.890 billion. Gold reserves declined by USD 502 million to USD 37.604 billion. (FE)

## International Corporate News

### U.S. FDA asks J&J to discard millions of COVID-19 vaccine doses

The U.S. Food & Drug Administration on Friday said Johnson & Johnson must throw away millions of doses of its COVID-19 vaccine that were manufactured at a problem-plagued Baltimore factory but also cleared millions for use. The batches being discarded amount to around 60 million doses (Inv)

### United won't furlough flight attendants in October as demand rebounds

As more Americans receive COVID-19 vaccines, travel demand has surged, driving the need for more workers. United is adding more than 480 daily flights back to its schedule this month alone. (Inv)

### Italy halts AstraZeneca vaccine for under-60s

Several other European countries have also stopped giving the AstraZeneca COVID-19 vaccine to people below a certain age, usually ranging from 50 to 65. (Inv)

ADR Price Movement									
Company	Price (US\$)	Volume	Previous Day Price	Volume	Variance (%)	No. of Share Per ADR	ADR Price (Rs.)	BSE Price	Variance (%)
Infosys Tech	20.54	14076019	19.89	6716416	3.27%	1	1500.99	1446.90	3.7%
Tata Motors	23.90	560572	23.56	737961	1.44%	5	349.30	350.75	-0.4%
Wipro	8.27	1556898	8.24	821012	0.36%	1	604.34	554.30	9.0%
Dr.Reddy's	74.06	168062	72.61	83431	2.00%	1	5412.02	5453.00	-0.8%
ICICI Bank	17.55	3291352	17.61	5110238	-0.34%	2	641.24	635.70	0.9%
HDFC Bank	77.46	679273	77.24	848385	0.28%	3	1886.83	1486.35	26.9%

GDR's (US\$)				
	Prices	Prev. Close	Change	Var %
L&T	20.15	20.50	-0.35	-1.7%
RIL	60.25	60.00	0.25	0.4%
SBI	57.90	58.70	-0.80	-1.4%

10 year G-Sec Yield	Current	Previous	Change
US	1.46%	1.45%	1 bps
Japan	0.04%	0.04%	1 bps
India	6.01%	6.02%	(1) bps
UK	0.71%	0.75%	(4) bps
Libor 3 Mths	0.12%	0.12%	(0) bps

Indian Eco Data	Current	Previous	Var(%)
Forex Reserve (US\$ in bn)	605	598	1.1%
Inflation – WPI	10.49%	7.39%	310 bps
Inflation – CPI	4.29%	5.52%	44 bps

India GDP	Q4FY21	Q3FY21	FY21
Growth	1.6%	0.5%	-7.3%

Monetary Policy	Current	Previous	Change
Repo Rate	4.00%	4.00%	0 bps
Reverse Repo Rate	3.35%	3.35%	0 bps
CRR	3.00%	3.00%	0 bps
O/S Banking System Liquidity (Rs bn)	5592	5707	-115

IIP Growth -%	Apr-21	Apr-20	YTD-FY21
IIP	134.4	-57.3	-13.0
Mining	37.1	-26.9	-22.1
Manufacturing	197.1	-66.6	-12.6
Electricity	38.5	-22.9	-3.3

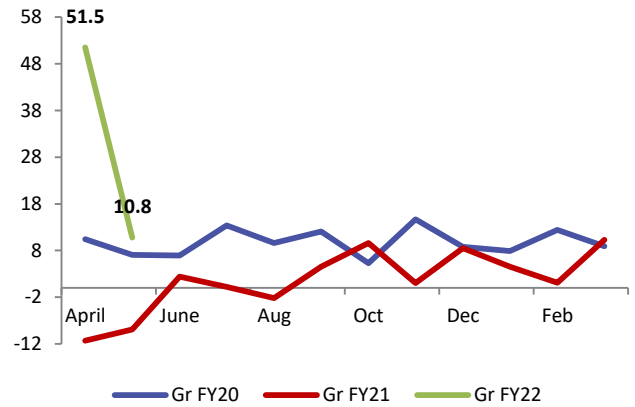
US Economy Data	Current	Previous
Inflation (%) (YoY)	5.0%	4.20%
Unemployment (%)	5.80%	6.10%

Interest Rate (%)	Current	Previous
Fed Rate	0-0.25%	0-0.25%

US GDP	Q1CY21	Q4CY20
Growth (QoQ Annualized)	6.4%	4.3%

China Economy Data	Current	Previous
GDP	18.30%	6.50%
Inflation – CPI (%)	1.3%	0.90%

### Pharmaceuticals Industry Growth (Source: AIOCD)



	Date
Indian GDP Data	31 August
Indian Inflation Data CPI	14 June
Indian Inflation Data WPI	14 June
Indian Monetary Policy	06 August
India's Industrial Production (IIP)	To be announced
US Inflation Data	13 July
US GDP	To be announced
US Unemployment Data	02 July
US Fed Rate	16 June
China GDP	15 July
China Inflation Data	09 July

Event Update		
Co. Name	Date	Purpose
Reliance Industries Ltd - Partly Paid up Equity Shares (Rights Entitlements (REs))	14/06/21	Rs.3.50 per share(70%)Final Dividend
Reliance Industries Ltd.	14/06/21	Rs.7.00 per share(70%)Final Dividend
The Indian Hotels Company Ltd.	15/06/21	Rs.0.40 per share(40%)Final Dividend
Kranti Industries Ltd.	16/06/21	Bonus issue
Raghav Productivity Enhancers Ltd.	18/06/21	Rs.0.50 per share(5%)Final Dividend
Torrent Pharmaceuticals Ltd.	18/06/21	Rs.15.00 per share(300%)Final Dividend
Balkrishna Industries Ltd.	21/06/21	Rs.5.00 per share(250%)Final Dividend
Angel Broking Ltd.	22/06/21	A.G.M.
GG Engineering Ltd.	22/06/21	Stock Split from Rs.10/- to Rs.2/-
Info Edge (India) Ltd.	22/06/21	Interim Dividend
Aarti Industries Ltd.	23/06/21	Bonus issue
Torrent Power Ltd.	25/06/21	Rs.5.50 per share(55%)Final Dividend
Vimta Labs Ltd.	28/06/21	Rs.2.00 per share(100%)Dividend



## Bulk Deal AS On 11/06/21

BSE					
Scrip Code	Scrip Name	Client Name	Deal	Quantity	Price
540615	7NR	PINAL KANCHANLAL SHAH	S	90000	7.85
538778	AKASHDEEP	HARISH MAKHARIA	S	50000	40.76
540697	AMFL	LAVIN CHAWLA	B	77500	1.95
524640	ARCHITORG	BEELINE MERCHANT BANKING PRIVATE LIMITED	S	152581	57.2
524640	ARCHITORG	KHUSHBOO BIJAL SHAH	S	100000	59.03
524640	ARCHITORG	NIRAJ RAJNIKANT SHAH	S	100000	56.53
524640	ARCHITORG	RONIT SHAH	B	100000	53.98
531752	BIOGEN	R SATHIAMURTHI	B	10000000	0.3
531752	BIOGEN	SARAL MINING LIMITED	S	37000000	0.3
539546	BNL	NEHA TRIPATHI	B	100000	5.65
539546	BNL	SANTOSH KUMAR KEJRIWAL SECURITIES PVT. LTD.	S	200000	5.65
539546	BNL	SUNITA AGARWAL	B	100000	5.66
539800	CHDCHEM	DIVYA KOTHARI	S	150000	17.05
535267	COMFINCAP	LUHARUKA COMMOTRADE PRIVATE LIMITED .	B	83460	14.86
539197	DEVHARI	PRASANBEN VERSHIBHAI SHAH	S	503192	0.79
542155	DGL	MAANOR INVESTMENTS PRIVATE LIMITED .	S	250000	3.1
542155	DGL	PARESHBHAI BABUBHAI BHANDERI	B	60000	3.15
540811	DML	ASHA VIJAY PATIL	S	100000	12.06
540811	DML	DIVYAKANDA	B	50000	12.06
540811	DML	MLAKSHMI	B	90000	12.06
542666	GKP	HIRA HARESH VORA	S	64000	46.1
542666	GKP	YACOOBALI AIYUB MOHAMMED	B	96000	46.14
540134	IISL	TRUPTI RAJESH BHATIA .	S	74777	4.5
509051	INDINFO	ALPHA LEON ENTERPRISES LLP	S	6800000	0.86
519319	JATALIA	HANSABEN HASMUKHBHAI AMIN	S	20503	4.81
519319	JATALIA	MANOAHMARK	B	22129	4.85
531337	JUMPNET	KULWANTSINGH	B	2237248	10.2
531337	JUMPNET	ROHIT ARORA	S	500000	10.2
505523	MAHACORP	TURBOT TRADERS PRIVATE LIMITED	S	1600000	0.52
533098	NHPC	REC LIMITED	S	20000000	27.05
533098	NHPC	REC LIMITED	S	30000000	27.05
533098	NHPC	SBI MUTUAL FUND	B	30000000	27.05
533098	NHPC	VALEO GLOBAL FUND	B	20000000	27.05
543194	NIRMITEE	NOPEA CAPITAL SERVICES PRIVATE LIMITED	S	4800	475
543194	NIRMITEE	RISHA YAYESH JHAVERI	S	15900	475
543194	NIRMITEE	RUPESH MANUBHAI SHAH	B	21000	474.75
531254	OPTIFIN	MUKESH MANUBHAI SHAH	B	46000	26.11
531254	OPTIFIN	VEAM CAPITALS PRIVATE LIMITED	S	50000	26.13
539291	OZONWORLD	RAJU GULABRAI SHAH	S	25000	18.7
539469	PANORAMA	DISHANK VIPUL SHAH	S	60000	44
532911	PARLEIND	KISHORE HIRALAL LULLA	S	121080	11.1
539273	PECOS	LAKSHMAN EASWARAN	S	16000	28.75
539273	PECOS	SATYA PRAKASH MITTAL HUF	B	12000	28.85
531637	PRAVEG	ALKABEN HASMUKHBHAI PATEL	S	30000	86.39
530589	PRIMAPLA	ALKA JAIN	B	57157	115.57
543285	RCAN	BEELINE BROKING LIMITED	S	30000	19.25
543285	RCAN	TIRTHESH B SHETH	B	30000	19.25
539673	RCL	ABHISHEK CHOUDHARY	S	13611	8.05
539673	RCL	VINOD KUMAR SHARMA	B	10000	8.08
500111	RELCAPITAL	CHETAN RASIKLAL SHAH	S	1500000	20.53
539760	RELICAB	HARSHA RAJESHBHAI JHAVERI	B	54000	43.5
539760	RELICAB	SANJAY KUMAR SHARMA	S	63000	43.5
539760	RELICAB	SK GROWTH FUND PRIVATE LIMITED	B	84000	43.5
539760	RELICAB	TIA ENTERPRISES PRIVATE LIMITED	S	60000	43.5
539526	SCTL	ALKA RAWAT	S	1717063	0.73
539222	VMV	ESPS FINSERVE PRIVATE LIMITED.	S	40000	11.05
539222	VMV	ROOPA SHARMA	B	35000	11.4

NSE					
Scrip Code	Scrip Name	Client Name	Deal	Quantity	Price
AJOONI	Ajooni Biotech Limited	ALPHA LEON ENTERPRISES LLP	SELL	102202	48.6
BHARATFORG	Bharat Forge Ltd	AJINKYA INVESTMENT & TRADING CO	SELL	4656000	750.8
BHARATFORG	Bharat Forge Ltd	AJINKYA INVESTMENT & TRADING CO	SELL	4656000	750.8
BHARATFORG	Bharat Forge Ltd	GOLDMAN SACHS INVESTMENTS (MAURITIUS) I LIMITED	BUY	393940	750.8
BHARATFORG	Bharat Forge Ltd	KUWAIT INVESTMENT AUTHORITY	BUY	466000	750.8
BHARATFORG	Bharat Forge Ltd	MORGAN STANLEY ASIA SINGAPORE PTE	BUY	200000	750.8
BHARATFORG	Bharat Forge Ltd	SBI LIFE INSURANCE COMPANY LTD	BUY	1997860	750.8
BHARATFORG	Bharat Forge Ltd	SUNDARAM MUTUAL FUND	BUY	200000	750.8
BHARATFORG	Bharat Forge Ltd	TARA EMERGING ASIA LIQUID FUND	BUY	266400	750.8
BHARATFORG	Bharat Forge Ltd	TATA AIG LIFE INSURANCE CO LTD	BUY	932000	750.8
BHARATFORG	Bharat Forge Ltd	TATA MUTUAL FUND	BUY	199800	750.8
BRFL	Bombay Rayon Fashions Lim	CATALYST TRUSTEESHIP LIMITED	SELL	1900000	8.58
CROWN	Crown Lifters Ltd.	SUMAN MITTAL	BUY	12000	82.45
GAYAPROJ	Gayatri Projects Ltd	NAVODYA ENTERPRISES	SELL	1310000	32.53
GAYAPROJ	Gayatri Projects Ltd	SPV TRADERS	SELL	1315000	33.51
GLOBUSSPR	Globus Spirits Limited	RAJASTHAN GLOBAL SECURITIES PVT LTD	BUY	180210	383.66
GLOBUSSPR	Globus Spirits Limited	TEMPLETON STRATEGIC EMERGING MARKETS FUND IV LDC	SELL	331000	383.22
HEG	HEG Ltd	BHARAT INVESTMENTS GROWTH LTD	BUY	100000	2300
HEG	HEG Ltd	JHUNJHUNWALA RAVI	SELL	100000	2300
INDLMETER	IMP Powers Ltd	CANBANK FACTORS LTD	SELL	48341	14.36
IBULHSGFIN	Indiabulls Hsg Fin Ltd	BLACKROCK EMERGING MARKETS FUND INC	BUY	2550957	287.84
JISLDVREQS	Jain DVR Equity Shares	SANJEEV KALRA	BUY	195000	19.9
KCPSUGIND	KCP Sug & Ind Corp Ltd.	VELAMUR GOPALAN JAGANATHAN	SELL	579605	26.5
ONEPOINT	One Point One Sol Ltd	DHANSUKHBHAI CHAMPAKLAL JADAV	BUY	225106	21.08
ONEPOINT	One Point One Sol Ltd	PALLADIUM FINSERVE PRIVATE LIMITED	SELL	235000	21.09
RPPL	Rajshree PolyPack Ltd	UNIFI CAPITAL PVT. LTD - BCAD	SELL	57000	144.08
RELCAPITAL	Reliance Capital Limited	CHETAN RASIKLAL SHAH	BUY	1500000	20.35
SANWARIA	Sanwaria Consumer Ltd.	JABIR MOHD SILAWAT	BUY	7000000	1.08
TNPETRO	Tamilnadu Petro Prod Ltd	VALLABH REALTORS PRIVATE LIMITED	SELL	500000	113.16
TPLPLASTEH	TPL Plastech Limited	AKSHAY GUPTA	BUY	40000	244.9
UJAAS	Ujaas Energy Limited	AARNA FINVEST	SELL	1124397	3.88
UTTAMSTL	Uttam Galva Steels Limite	SAINATH TRADING COMPANY PRIVATE LIMITED .	SELL	2957026	7.02
VIKASWSP	Vikas Wsp Ltd	GAJANAND GOYAL	SELL	1353960	6
VIKASWSP	Vikas Wsp Ltd	SONY SEBASTIAN	BUY	1062100	6
VIVIDHA	Visagar Polytex Ltd	TOPGAIN FINANCE PRIVATE LIMITED	SELL	4082999	0.85
VIVIMEDLAB	Vivimed Labs Limited	K INDIA OPPORTUNITIES FUND LIMITED - CLASS S	BUY	1219300	29.35
VIVIMEDLAB	Vivimed Labs Limited	KITARA PIIN 1101	SELL	1219300	29.35

**Disclosure:**

Research Reports that are published by Nirmal Bang Securities Private Limited (hereinafter referred to as "NBSPL") are for private circulation only. NBSPL is a registered Research Analyst under SEBI (Research Analyst) Regulations, 2014 having Registration no. INH000001766. NBSPL is also a registered Stock Broker with National Stock Exchange of India Limited, BSE Limited, Metropolitan Stock Exchange of India Limited, Multi Commodity Exchange of India Limited, National Commodity and Derivative Exchange Limited and Indian Commodity Exchange Limited in cash and Equity and Commodities derivatives segments.

NBSPL has other business divisions with independent research teams separated by Chinese walls, and therefore may, at times, have different or contrary views on stocks and markets.

NBSPL or its associates have not been debarred / suspended by SEBI or any other regulatory authority for accessing / dealing in securities Market. NBSPL, its associates or analyst or his relatives do not hold any financial interest (Except Investment) in the subject company. NBSPL or its associates or Analyst do not have any conflict or material conflict of interest at the time of publication of the research report with the subject company. NBSPL or its associates or Analyst or his relatives may or may not hold beneficial ownership of 1% or more in the subject company at the end of the month immediately preceding the date of publication of this research report.

NBSPL or its associates / analyst has not received any compensation / managed or co-managed public offering of securities of the company covered by Analyst during the past twelve months. NBSPL or its associates have not received any compensation or other benefits from the company covered by Analyst or third party in connection with the research report. Analyst has not served as an officer, director or employee of Subject Company. NBSPL / analyst has not been engaged in market making activity of the subject company.

**Analyst Certification:** The research analysts and authors of these reports, hereby certify that the views expressed in this research report accurately reflects my/our personal views about the subject securities, issuers, products, sectors or industries. It is also certified that no part of the compensation of the analyst(s) was, is, or will be directly or indirectly related to the inclusion of specific recommendations or views in this research. The analyst(s) principally responsible for the preparation of this research report and has taken reasonable care to achieve and maintain independence and objectivity in making any recommendations.



**Disclaimer:**

This report is for the personal information of the authorized recipient and does not construe to be any investment, legal or taxation advice to you. NBSPL is not soliciting any action based upon it. Nothing in this research shall be construed as a solicitation to buy or sell any security or product, or to engage in or refrain from engaging in any such transaction. In preparing this research, we did not take into account the investment objectives, financial situation and particular needs of the reader.

This research has been prepared for the general use of the clients of NBSPL and must not be copied, either in whole or in part, or distributed or redistributed to any other person in any form. If you are not the intended recipient you must not use or disclose the information in this research in any way. Though disseminated to all the customers simultaneously, not all customers may receive this report at the same time. NBSPL will not treat recipients as customers by virtue of their receiving this report. This report is not directed or intended for distribution to or use by any person or entity resident in a state, country or any jurisdiction, where such distribution, publication, availability or use would be contrary to law, regulation or which would subject NBSPL & its group companies to registration or licensing requirements within such jurisdictions.

The report is based on the information obtained from sources believed to be reliable, but we do not make any representation or warranty that it is accurate, complete or up-to-date and it should not be relied upon as such. We accept no obligation to correct or update the information or opinions in it. NBSPL or any of its affiliates or employees shall not be in any way responsible for any loss or damage that may arise to any person from any inadvertent error in the information contained in this report. NBSPL or any of its affiliates or employees do not provide, at any time, any express or implied warranty of any kind, regarding any matter pertaining to this report, including without limitation the implied warranties of merchantability, fitness for a particular purpose, and non-infringement. The recipients of this report should rely on their own investigations.

This information is subject to change without any prior notice. NBSPL reserves its absolute discretion and right to make or refrain from making modifications and alterations to this statement from time to time. Nevertheless, NBSPL is committed to providing independent and transparent recommendations to its clients, and would be happy to provide information in response to specific client queries.

Before making an investment decision on the basis of this research, the reader needs to consider, with or without the assistance of an adviser, whether the advice is appropriate in light of their particular investment needs, objectives and financial circumstances. There are risks involved in securities trading. The price of securities can and does fluctuate, and an individual security may even become valueless. International investors are reminded of the additional risks inherent in international investments, such as currency fluctuations and international stock market or economic conditions, which may adversely affect the value of the investment. Opinions expressed are subject to change without any notice. Neither the company nor the director or the employees of NBSPL accept any liability whatsoever for any direct, indirect, consequential or other loss arising from any use of this research and/or further communication in relation to this research. Here it may be noted that neither NBSPL, nor its directors, employees, agents or representatives shall be liable for any damages whether direct or indirect, incidental, special or consequential including lost revenue or lost profit that may arise from or in connection with the use of the information contained in this report.

Copyright of this document vests exclusively with NBSPL.

Our reports are also available on our website [www.nirmalbang.com](http://www.nirmalbang.com)

**Nirmal Bang Research (Division of Nirmal Bang Securities Pvt. Ltd.)**

B-2, 301/302, Marathon Innova,  
Opp. Peninsula Corporate Park  
Off. Ganpatrao Kadam Marg  
Lower Parel(W), Mumbai-400013  
Board No. : 91 22 6723 8000/8001  
Fax. : 022 6723 8010